



Maryland Child Care Resource Network

Child Care Demographics

2012

Worcester County Report

Worcester County, on Maryland's Eastern Shore, borders the Atlantic ocean on the east, Delaware to the north, and Virginia to the south. Its total area is 475 square miles. A major recreational area, the County is famous for its Ocean City beach resort.

Worcester County's 2,170 businesses employ 19,500; an estimated 20 of these have 100 or more workers. Poultry growing and processing is the major industry in the County. Major employers include Altantic General Hospital, Candy Kitchen Shoppes, and Bel-Art Products, Phillips Seafood Restaurant, Harrison Group, O.C. Seacrets, Royal Plus Electric, and Walmart.

Source: Maryland Department of Business and Economic Development (DBED) 2011.

The Maryland Child Care Resource Network and Maryland Family Network, Inc. are co-publishers of this Worcester County Report for the Network's Maryland Child Care Demographics Report series. The series includes reports for the State, for each of Maryland's 23 counties and the City of Baltimore.

This publication was produced as a work for hire for the benefit of, and with funds from, the Maryland State Department of Education.

Frequently Requested Child Care Information

Child Population 2010

Age Group	Number in age group
0-1	912
2-4	1,412
5-9	2,516
10-11	1,097
Total	5,937

Source: Maryland Department of Planning (MDP), 2010 Census Summary File 1.

Child Care Costs as Compared to Other Major Household Expenses

The estimated current median family income in Worcester is \$56,857⁶. A family of four that included a couple and two children ages 1-2 and 3-5 years can be expected to have the following yearly household expenses:

Expense	Cost	% of Income
Child Care	\$ 13,104	23.0%
Infant ¹	\$6,890.00	
Preschooler ²	\$6,214.00	
Food ³	\$ 10,228	18.0%
Housing ⁴	\$ 18,012	31.7%
Taxes ⁵	\$ 9,282	16.3%
Total	\$ 50,626	89.0%

¹ Average cost of full-time care in a family child care home (LOCATE, 2011).
² Average cost of full-time care in a child care center (LOCATE, 2011). ³National average cost of food at home based on a moderate cost plan (Cost of Food at Home Estimated for Food Plans at Four Cost Level, September 2011), U.S. Average, United States Department of Agriculture). ⁴Based on U.S. Bureau of the Census 2010 median selected owner costs with a mortgage; included mortgage, taxes, insurance and utilities. ⁵Federal, state, and local income taxes, Medicare, and FICA taxes per IRS and Maryland Office of Comptroller (2011). Taxes do not reflect Earned Income Credit. ⁶Current income as shown in the 2nd Quarter 2011 EDIS Report. This data cannot be compared to previous data.

Average Weekly Cost of Full-time Child Care

Worcester County	Family Child Care Programs	Child Care Centers
0-23 months	\$132.50	\$193.00
2-4 years	\$116.95	\$119.50
5 years ¹	\$107.47	\$116.87
School Age Full ²	\$ 0	\$ 0
School Age B/A ³	\$ 83.33	\$ 67.37

Source: MFN/LOCATE: Child Care, 7/11.
¹Average cost of full time care for a 5 year old. Defined as child being in full time child care or being in kindergarten and out-of-school child care, i.e., holidays, school closures and summers. ²Average cost of full time care for a 6+ school age child (out-of-school child care, i.e., holidays, school closures and summers). ³Average cost of before and after school child care.

Number of Worcester Children under 12 with Mothers in the Work Force¹

3,752 – 74%² of total 2011 child population under 12 (5,117).

¹Source: MFN/LOCATE: Child Care. ²Percent based on 2010 census data. Total population number based on GeoLytics, Inc. report, 2011.

Population Information

Child Population¹

	2000		2010	
	Worcester	Maryland	Worcester	Maryland
0-3 years	1,403	209,218	1,380	217,56
3-4 years	870	144,175	944	146,928
5 years	500	74,546	454	72,700
6-9 years	2,198	316,772	2,062	294,168
10-11 years	1,215	162,481	1,097	151,023
Total	6,186	907,192	5,937	882,379

Source: U.S. Bureau of the Census, 2000, 2010.

Female Population (selected ages)

Age Group	2000	2010
20-24	1,025	1,211
25-29	1,172	1,194
30-34	1,434	1,165
Total	3,631	3,570

Source: U.S. Bureau of the Census, 2000, 2010.

Work Force Information

Total Population Ages 16+ in Work Force

	Worcester	Maryland
1990		
Female	12,413	1,570,193
Male	14,158	1,623,215
2000		
Female	10,809	1,351,034
Male	12,313	1,418,491
Change		
Female	14.8 %(+)	16.2 (+)
Male	15.0% (+)	14.4% (+)

Source: U.S. Bureau of the Census, 2000, 2008-2010 American Community Survey (ACS).

Females (16+) with Children

Age Group	2000	2010	Change
Total females (16+) with children under 6	1,167	2,649	127.0%(+)
Total females (16+) with children under 6 in the work force	824	N/A*	N/A*
Total females (16+) with children 6-17	2,842	6,353	123.5%(+)
Total females (16+) with children 6-17 in the work force	2,320	N/A*	N/A*

Source: U.S. Bureau of the Census, 2008-2010 ACS.
* Comparable data not available for 2010 census.

Total Population

	Worcester	Maryland
2010	51,454	5,773,552
2000	46,543	5,296,486
1995	39,749	5,046,079
1990	35,028	4,780,753
1980	30,889	4,216,975

Source: U.S. Bureau of the Census, 2010, 2000, 1990, 1980.

Male Population (selected ages)

Age Group	2000	2010
20-24	1,003	1,288
25-29	1,138	1,195
30-34	1,427	1,124
Total	3,568	3,607

Source: U.S. Bureau of the Census, 2000, 2010.

Households

	2000	2010
Total household population	45,862	51,454
Total # of households	19,694	22,229
Average household size	2.33	2.28

Source: U.S. Bureau of the Census, 2000, 2010.

Census Information

Families and Poverty

	2000	%	2010	%	%Change
All Families	13,278	100%	14,598	100%	9.9%(+)
Families Below Poverty Level	962	7.2%	1,036	7.1%	7.7%(+)
All Families w/Children Under 6**	1,004	N/A*	920	100%	N/A*
Families w/Children Under 5 Below Poverty Level	293	N/A*	N/A*	31.2%	N/A*
All Families w/Children Under 18	4,820	100%	4,663	100%	3.3%(-)
Families w/Children Under 18 Below Poverty Level	753	15.6%	685	14.7%	9.0%(-)

Source: U.S. Bureau of the Census, 2000, 2010. Prepared by MDP.
*Comparable data not available from 2010 Census.

Educational Attainment

	Worcester	%Adult Pop. Over 25 Yrs	Maryland	%Adult Pop. Over 25 Yrs
High School Grad or Higher	34,294	89.6%	3,410,847	88.1%
Bachelor's Degree or Higher	9,621	25.1%	1,396,843	36.1%

Source: U.S. Bureau of the Census, 2010 ACS.

Children and Poverty

	2000	%	2010	%	%Change
Total Related Children Under 18	8,391	100%	8,169	100%	2.6%(+)
Total Children Under 18 Below Poverty Level	1,638	19.5%	1,430	17.5%	12.7%(+)
Total Children Under 5 Below Poverty Level	369	19.2%	N/A*	28.5%	N/A*
Total Children 5-17 Below Poverty Level	1,269	19.6%	N/A*	13.9%	N/A*

Source: U.S. Bureau of the Census, 2000, 2010. Prepared by MDP.
*Comparable data not available from 2010 Census.

Families

Worcester

	Total	Total # of All Families With Related Children Under Age 6	Total # of All Families With Related Children Under Age 18
2000	13,278	1,004	4,820
2010	14,598	1,114	5,287
Change	9.9%(+)	11.0 (+)	9.7%(+)

Maryland

	Total	Total # of All Families With Related Children Under Age 6	Total # of All Families With Related Children Under Age 18
2000	1,359,318	150,011	662,172
2010	1,447,002	144,836	651,028
Change	6.5%(+)	3.4%(-)	1.7%(-)

Source: U.S. Bureau of the Census, 2000, 2010. Prepared by MDP.

Income, Unemployment and Housing Information

Annual Wage Rate Information

Public School Teacher Salary Average (Worcester County)	\$60,306
Public School Teacher Salary Average (MD)	\$64,005
Nonpublic School Teacher Average (Maryland)	\$50,693
Family Child Care Provider (Maryland)	\$30,218
Child Care Center Director (Maryland)	\$35,915
Center Senior Staff/Teacher (Maryland)	\$24,837
Center Aide (Maryland)	\$18,020

Sources: MSDE, Oct 2010; Association of Independent Maryland Schools (AIMS), 2011-12 school year, and MFN's 2011 Statewide Survey of Family Child Care Providers and Child Care Centers.

Family Income

Median Family Income, 2010 Census

Worcester	\$66,709
Maryland	\$83,137

Source: U.S. Bureau of the Census, 2008-2010 ACS.

Median Household Income¹:

Worcester	\$51,825
Maryland	\$69,695

Distribution	Percent Households	
	Worcester	Maryland
under \$25,000	21.1%	15.4%
\$25,000 - \$49,999	27.4%	19.9%
\$50,000 - \$74,999	20.3%	18.3%
\$75,000+	31.1%	46.3%

Source: ¹Brief Economic Facts of Maryland Department of Business and Economic Development, 2011. Data is not directly comparable to 2010 or earlier reports. Note: percentages may not total 100% because of rounding.

Unemployment Rate

	Worcester	Maryland
1996	4.3%	4.9%
1997	4.3%	4.7%
1998	4.5%	4.3%
1999	3.4%	3.3%
2000	8.0%	3.4%
2001	4.2%	4.0%
2002	3.5%	3.9%
2003	3.6%	4.1%
2004	4.1%	3.9%
2005	3.7%	3.9%
2006	4.9%	3.7%
2007	3.7%	3.6%
2008	4.8%	4.5%
2009	7.5%	7.1%
2010	8.3%	7.3%
2011	8.8%	7.2%

Source: Maryland Department of Labor, Licensing and Regulation (DLLR), Sept 2011.

Housing Information

	Worcester	Maryland
Owner-Occupied housing	17,341 (79%)	1,426,267 (67%)
Renter-Occupied housing	4,650 (21%)	701,172 (33%)

Note: Percentage is based on total occupied housing units.

	Worcester	Maryland
Mean value of Owner-Occupied Housing	\$277,100	\$301,400
Median Selected Monthly Owner Costs With a Mortgage	\$1,591	\$2,016
Median Gross Residential Monthly Rent	\$786	\$1,131

Source: U.S. Bureau of the Census, 2008-2010 ACS.

Supply of Regulated Early Childhood Programs and Education

Children’s Programs by Type with Capacity/
Enrollment

	# of Programs	Capacity
Family Child Care Providers	38	294
*OCC Licensed Group Programs	18	937
8-12 Hour Child Care Centers	12	593
Infant/Toddler	4	48
Part-Day	4	N/A
Before/after School (School & Center-Based)	11	N/A
Employer-Sponsored Centers	2	110
Youth Camps	5	N/A
Nursery Schools	2	N/A
Kindergarten	1	N/A
**Head Start	5	enrollment: 220
***Public Pre-Kindergarten	5	

*Note: Numbers do not total because facilities may have more than one type of program. Unless otherwise indicated, all programs are privately funded.

= federally funded *= state funded.

Source: MFN/LOCATE Child Care, 7/11; Maryland State Department of Education; Department of Health and Mental Hygiene.

Education

Public and Private Schools (Elementary and Middle)

	Public	Private
Elementary Schools	6	0
Middle Schools	1	0
Combined	2	4

Elementary School Enrollment

	Public	Private
Pre-Kindergarten	368	216
Kindergarten	484	66
Grades 1 - 6	2,256	391
Total	3,108	673

Source: MSDE, 2010-11 school year. Enrollment figures are for September 30, 2010. Private schools include MSDE approved schools and those operated by a tax-exempt religious organization which hold a letter of exemption from approval in accordance with State law.

Density of Family Providers and Center Programs
by Community/Zip Code

The following chart shows the number of registered family child care providers and licensed full-day child care centers in Worcester as of July 1, 2011.

Community/ Zip Code	Family Providers	%	8-12 Hour Centers	%
Berlin 21811	20	52.6	6	50.0
Bishopville 21813	2	5.3	0	0.0
Newark 21841	1	2.6	0	0.0
Ocean City 21842	2	5.3	2	16.7
Pocomoke City 21851	7	18.4	2	16.7
Snow Hill 21863	5	13.2	2	16.7
Whaleyville 21872	1	2.6	0	0.0
Totals	38	100.0	12	100.1

Source: MFN/LOCATE: Child Care, 7/11. Note: Percentages do not total 100% because of rounding.

Supply of Regulated Child Care

Density of Regulated Family Child Care Homes in Worcester County

1 dot = 1 home



Source: MFN/LOCATE: Child Care, 7/11.

Density of Licensed 8-12 Hour Child Care Centers in Worcester County

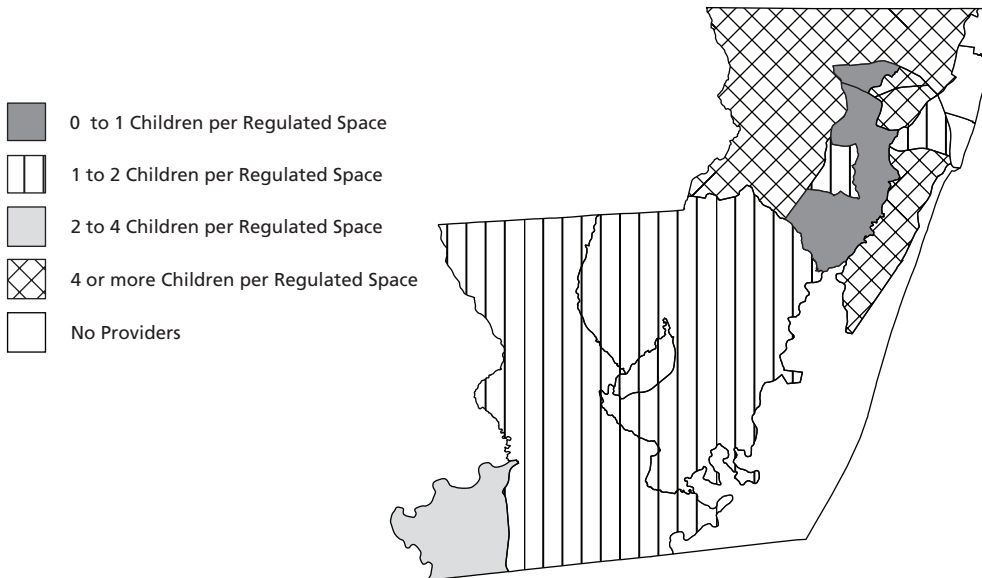
1 dot = 1 center



Source: MFN/LOCATE: Child Care, 7/11.

Supply of Regulated Child Care

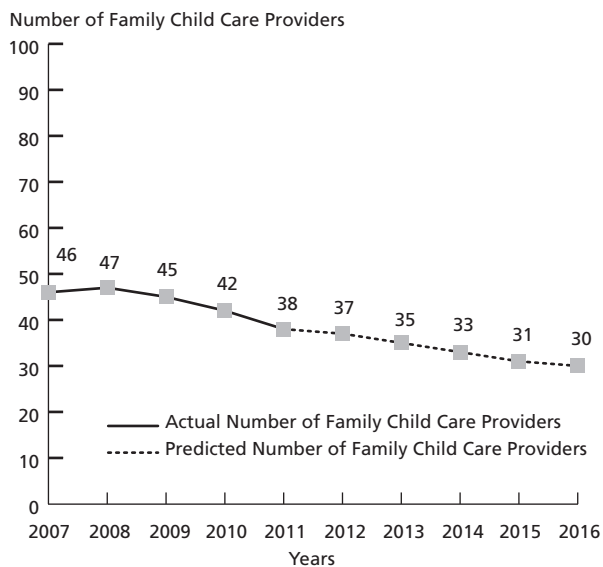
Number of Children 0-5 Years Per Regulated Child Care Space by Census Tract



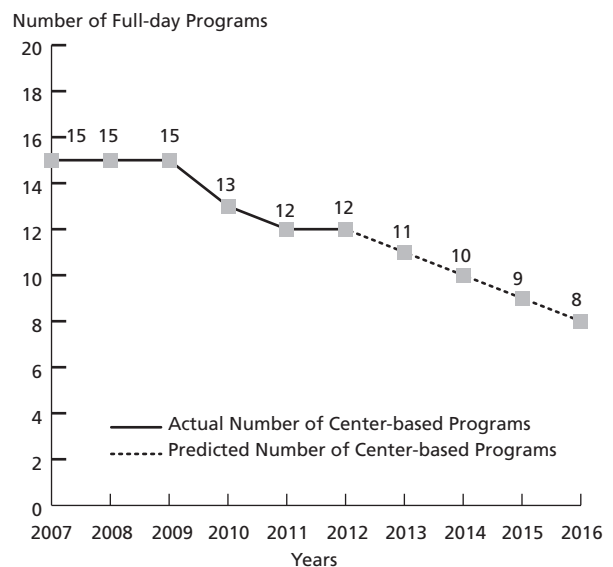
This map is based on census tracts defined by the U.S. Bureau of the Census. It does not accurately delineate land/water boundaries in some census tracts. Sources: U.S. Bureau of the Census, 2010. MFN/LOCATE: Child Care, 7/11.

Past and Anticipated Growth Patterns for Family/Center Providers

Family Child Care Providers in Worcester 2007-2016



Center-based Programs in Worcester 2007-2016
Full-day (8 to 12 hours)

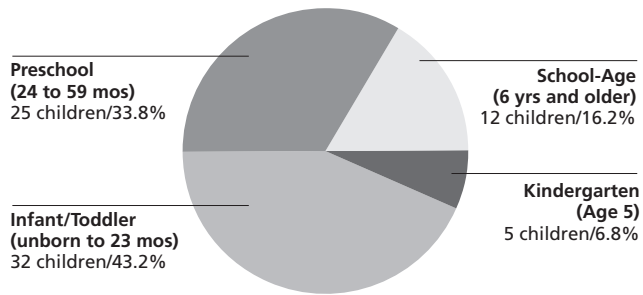


These predictions were generated with the use of the Cycle Regression Analysis Model. This model is being developed as part of the FORECAST system by Dr. LeRoy Simmons and Mr. George Wright of Loyola College. The predictions generated by the Model do not reflect the effects of current changes to social programs affecting child care. Source: MFN/LOCATE: Child Care, 7/11.

Demand for Child Care

Children Served by Age

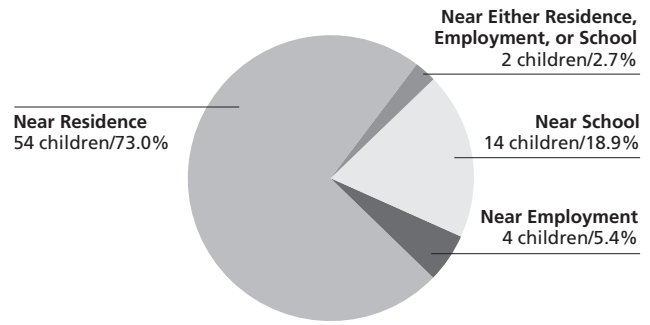
N=74



Source: LOCATE: Child Care at Maryland Family Network, Baltimore (7/1/10-6/30/11).

Children Served by Locational Preferences for Care

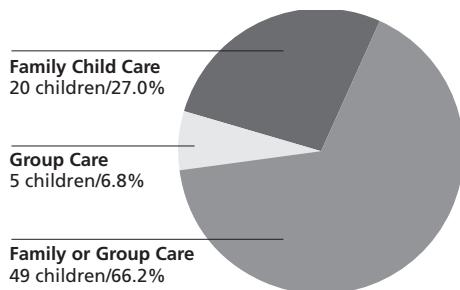
N=74



Source: LOCATE: Child Care at Maryland Family Network, Baltimore (7/1/10-6/30/11).

Children Served by Type of Care Preferred

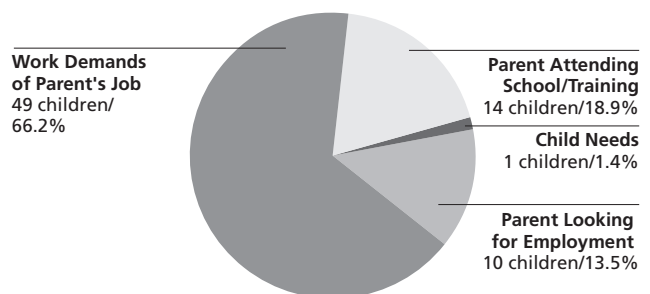
N=74



Source: LOCATE: Child Care at Maryland Family Network, Baltimore (7/1/10-6/30/11).

Reason Child Care is Needed

N=74



Source: LOCATE: Child Care at Maryland Family Network, Baltimore (7/1/10-6/30/11).

Demand for Child Care

Number of Children Served by LOCATE: Child Care
74 children (7/1/010-6/30/11)

Full-time or Part-time Care Needs of Children Served N=74

Full-time: 49 children (66.2%)

Part-time: 25 children (33.8%)

Source: LOCATE: Child Care at Maryland Family Network, Baltimore (7/1/10-6/30/11).

Child Care Subsidy Program (formerly POC)

LOCATE calls received from parents with children eligible for Child Care Subsidy
37 (50.0% of all calls)

LOCATE calls received from parents with children receiving Child Care Subsidy
24 (32.4% of all calls)

Source: LOCATE: Child Care at Maryland Family Network, Baltimore (7/1/10-6/30/11).

Major Reasons Parents Could Not Find Child Care in Worcester County

Reason	Count
Location	3
No vacancies for infant	3
Combination of ages	2
No vacancies for preschool	1

Source: LOCATE: Child Care at Maryland Family Network, Baltimore (7/1/10-6/30/11).

Major Factors Important to Parents Who Found Child Care in Worcester County

Reason	Count
Proximity to home, school, work	9
Environment	6
Hours of operation/part time	4
Cost	2
Educational program	2
Only provider/program with vacancy	2

Source: LOCATE: Child Care at Maryland Family Network, Baltimore (7/1/10-6/30/11).

Supply of Child Care

Child Care Subsidy Program

Family Child Care Providers willing to care for CCS children in Worcester County
29 (76.3% of total family child care providers)

Child Care Centers willing to care for CCS children in Worcester County
9 (75.0% of total child care centers)

Source: MFN/LOCATE: Child Care, 7/11.

Worcester County FY 12 Allocation
\$618,127= 209 full-time children

Source: Maryland State Department of Education, Office of Child Care.

Special Needs Child Care

Family providers who serve/have served children with special needs
21 (55.3% of total family child care providers in Worcester)

Centers who serve/have served children with special needs
9 (75.0% of total child care centers in Worcester)

Source: MFN/LOCATE: Child Care, 7/11.

Definitions

Before/After-School Care: School-Age child care offers care to children enrolled in Kindergarten or above. Care is provided before and/or after school and during school holidays/vacations. Programs are licensed by the Office of Child Care. Programs may operate from a school building or other licensed facility.

Census of Population and Housing: There are two versions of the 2000 Census questionnaire: a short form which asks a limited number of population and housing questions of all households, and a long form questionnaire which asks additional social and economic questions of a sample of all households. The data contained in the Census Summary Tape File 1 A (STF 1 A) are based on the questions which were asked of all persons, while the data from the Census Summary Tape File 3A (STF 3A) are based on the sample questionnaire. The user should note that data obtained from a sample are subject to sampling variability, and that there are limitations to many of these data.

Child Care: The care or supervision of a child when the child's parent has given the child's care over to another for some portion of a 24-hour-day as a supplement to the parent's primary care of the child. (OCC)

Child Care Center: Child care provided in a facility that, for part or all of the day, provides care to children in the absence of the parent. Centers are licensed by the Office of Child Care.

Child Care Subsidy Program (formerly POC): Provides financial assistance to eligible families in securing care for their children in registered family child care homes or licensed child care centers while parents/guardians are attending school, working, or in job training.

Children with Special Needs: Children who, because of a disability or other special educational, developmental, physical, emotional, behavioral, or medical condition, require additional care, or whose activities are restricted by a certain condition. (OCC)

Current Median Family Income: Current median family income is the value presented in the Economic Development Intelligence System, (EDIS) 2nd Quarter 2011 report.

Current Population Estimates: Current population estimates are based on GeoLytics, Inc. Reports.

Educational Attainment: The highest level of school completed or the highest degree received. Educational attainment figures were used for persons over 25 years of age. (U.S. Bureau of the Census)

Employer-Sponsored Centers: A child care center located on-site or off-site which is sponsored by a corporation, business, or other employer. Employees are given priority for enrollment slots.

Family Child Care: The care given to a child younger than 13 years old or to a developmentally disabled person younger than 21 years old, in place of parental care for less than 24 hours a day, in a residence other than the child's residence and for which the provider is paid. Regulations allow a family child care provider to care for as many as eight children at any time. (OCC)

Family Household Income: Family includes a householder and one or more persons living in the same household who are related to the householder by birth, marriage, or adoption. A household can contain only one family for purposes of census tabulations. Information on money income received in the calendar year 1999 was requested from persons 15 years and over. (U.S. Bureau of the Census)

Head Start: Project Head Start provides comprehensive developmental services for children from low-income families. Head Start is comprised of four components including Education, Health, Parent Involvement, and Social Services. Head Start Centers serve children from age 3 to school entry age from income eligible families.

Infant/Toddler: In the State of Maryland, "infant" means a child under 18 months old. "Toddler" means a child 18 months old or older but younger than 2 years old. (OCC) MFN reports "infant" as a child birth through 23 months of age.

Kindergarten: An instructional program for children who are 5 years old by September 1st of each academic year. Programs may be operated by a private or public school. Kindergarten is the year of school which precedes entrance to first grade.

The National Child Care Survey 1990: (NCCS) contains information on demand and parental preferences for care based on a nationally representative sample of families with children younger than age 13. The NCCS examined the type of care and education (excluding formal schooling) that parents use to supplement their own care of children. Employed mothers were surveyed regarding the primary supplemental care arrangements used for the most hours per week by their youngest child excluding school or kindergarten attendance.

The results indicate that 66% of the employed mothers surveyed used no supplemental care, or utilized care by relatives, by caregivers in the child's own home, or

Definitions

other arrangements. Family child care homes or child care centers were used as the primary supplemental care arrangement by the remaining 34%. The mother's utilization of out-of-home care varied with the age of the child, with 42% of children under 3 years of age, 60% of children ages 3-4 years, and 21% of children 5-12 years placed in these settings for supplemental care.

Nursery Schools: An instructional program approved or exempted by the Maryland State Department of Education for children who are two through four years old. The maximum length of the program is 6 hours per day, however most operate only a few hours per day and may meet only two or three times per week for a nine month period.

Owner Costs with Mortgage (Selected Monthly): The sum of payments for mortgages, deeds of trust, contracts to purchase, or similar debts on the property; real estate taxes; fire hazard, and flood insurance on the property; utilities; and fuels. It also includes, where appropriate, the monthly condominium fees or mobile home costs. A housing unit is owner-occupied if the owner or co-owner lives in the unit even if it is mortgaged or not fully paid for. (U.S. Bureau of the Census)

Part Day: A program regulated by OCC with an educational focus for children one or two years before entering kindergarten. These programs are usually 2-3 hrs/day, 2-3 days/week, nine months/year.

Pre-Kindergarten: These are publicly funded pre-kindergarten programs for eligible 4-year-old children administered by local boards of education or qualified vendors. The programs have the overall goal of providing learning experiences to help children develop and maintain school readiness skills necessary for successful school performance. Local school systems shall enroll all 4-year-old applicants from economically disadvantaged or homeless families.

Poverty Level: The poverty guideline for a family of four persons was \$22,350 in 2011. (U.S. Department of Health and Human Services, JAN 2011)

Renter Occupied Gross Monthly Rent: Monthly contract rent plus the estimated average monthly cost of utilities and fuels, if these are paid by the renter. All occupied housing units which are not owner-occupied, whether they are rented for cash rent or occupied without payment of cash rent, are classified as renter-occupied. (U.S. Bureau of the Census)

Unemployment Rate: Civilians 16 years old and over are classified unemployed if they (1) were neither "at work" nor "with a job but not at work" during the reference week, and (2) were looking for work during the last four weeks, and (3) were available to accept a job. Also included were civilians who did not work at all during the reference week and were waiting to be called back to a job from which they had been laid off. (U.S. Bureau of the Census)

Youth Camps (Licensed): A day camp, residential camp, travel camp, or trip camp licensed by the Department of Health and Mental Hygiene.

The Maryland Child Care Resource Network is a public/private partnership designed to expand and improve child care delivery in Maryland. Maryland Family Network manages the Network and operates as its Statewide Coordinating Entity. Funding for this publication was made available by Maryland Family Network, the Maryland State Department of Education, and Maryland's business community.

For more information regarding the Child Care Demographic Reports, contact:

Maryland Family Network

1001 Eastern Avenue, 2nd Floor

Baltimore, Maryland 21202

410.659.7701

tel 410.659.7701 fax 410.783.0814

www.marylandfamilynetwork.org

For information regarding technical assistance and training for the child care community, contact:

Lower Shore Child Care Resource and Referral Center

Suite 500

East Campus Complex, Salisbury University

Power and Wayne Streets, Salisbury, Maryland 21804

410.543.6650

This publication was produced as a work for hire for the benefit of, and with funds from, the Maryland State Department of Education.

©2012 Maryland State Department of Education

©2012 Maryland Family Network



MARYLAND
FAMILY
NETWORK

