



Maryland Child Care Resource Network

# Child Care Demographics 2012

## Wicomico County Report

Wicomico County, encompassing 380 square miles on Maryland's Eastern Shore, is bordered by the Chesapeake Bay on the west and Delaware on the north. Wicomico County is the commercial/ industrial center of the lower Eastern Shore, and Salisbury (21801) is the region's transportation and industrial center. Educational institutions include Salisbury State University, Wor-Wic Tech Community College and the University of Maryland – Eastern Shore.

Wicomico County's 2,680 businesses employ 36,900 workers; over 45 of these have 100 or more workers. Major employers include Delmarva Power, Cadista Pharmaceuticals, Peninsula Regional Medical Center, Tishcon Laboratories, Salisbury University, Perdue Farms, Standard Register, K&L Microwave, Genesis Healthcare, Manufacturing, Walmart/Sam's Club, Verizon, MaTech, and Lorch Microwave.

Source: Maryland Department of Business and Economic Development (DBED) 2011.

*The Maryland Child Care Resource Network and Maryland Family Network, Inc. are co-publishers of this Wicomico County Report for the Network's Maryland Child Care Demographics Report series. The series includes reports for the State, for each of Maryland's 23 counties and the City of Baltimore.*

This publication was produced as a work for hire for the benefit of, and with funds from, the Maryland State Department of Education.

## Frequently Requested Child Care Information

### Child Population 2010

Age Group	Number in age group
0-1	2,461
2-4	3,681
5-9	6,140
10-11	2,486
Total	14,768

Source: Maryland Department of Planning (MDP), 2010 Census Summary File 1.

### Child Care Costs as Compared to Other Major Household Expenses

The estimated current median family income in Wicomico is \$56,115<sup>6</sup>. A family of four that included a couple and two children ages 1-2 and 3-5 years can be expected to have the following yearly household expenses:

Expense	Cost	% of Income
Child Care	\$12,674	22.6%
Infant <sup>1</sup>	\$6,755.32	
Preschooler <sup>2</sup>	\$5,918.64	
Food <sup>3</sup>	\$10,228	18.2%
Housing <sup>4</sup>	\$18,072	32.2%
Taxes <sup>5</sup>	\$ 9,811	17.5%
Total	\$50,785	90.5%

<sup>1</sup> Average cost of full-time care in a family child care home (LOCATE, 2011). <sup>2</sup> Average cost of full-time care in a child care center (LOCATE, 2011). <sup>3</sup> National average cost of food at home based on a moderate cost plan (Cost of Food at Home Estimated for Food Plans at Four Cost Level, September 2011), U.S. Average, United States Department of Agriculture). <sup>4</sup> Based on U.S. Bureau of the Census 2010 median selected owner costs with a mortgage; included mortgage, taxes, insurance and utilities. <sup>5</sup> Federal, state, and local income taxes, Medicare, and FICA taxes per IRS and Maryland Office of Comptroller (2011). Taxes do not reflect Earned Income Credit. <sup>6</sup> Current income as shown in the 2nd Quarter 2011 EDIS Report. This data cannot be compared to previous data.

### Average Weekly Cost of Full-time Child Care

Wicomico County	Family Child	Child
	Care Programs	Care Centers
0-23 months	\$129.91	\$169.00
2-4 years	\$103.95	\$113.82
5 years <sup>1</sup>	\$ 96.43	\$111.00
School Age Full <sup>2</sup>	\$ 0	\$ 0
School Age B/A <sup>3</sup>	\$ 59.81	\$ 65.00

Source: MFN/LOCATE: Child Care, 7/11.  
<sup>1</sup> Average cost of full time care for a 5 year old. Defined as child being in full time child care or being in kindergarten and out-of-school child care, i.e., holidays, school closures and summers. <sup>2</sup> Average cost of full time care for a 6+ school age child (out-of-school child care, i.e., holidays, school closures and summers). <sup>3</sup> Average cost of before and after school child care.

### Number of Wicomico Children under 12 with Mothers in the Work Force<sup>1</sup>

9,766 – 72%<sup>2</sup> of total 2011 child population under 12 (13,564).

<sup>1</sup>Source: MFN/LOCATE: Child Care. <sup>2</sup>Percent based on 2010 census data. Total population number based on GeoLytics, Inc. report, 2011.

### Population Information

#### Child Population<sup>1</sup>

	2000		2010	
	Wicomico	Maryland	Wicomico	Maryland
0-3 years	3,176	209,218	3,703	217,560
3-4 years	2,141	144,175	2,439	146,928
5 years	1,107	74,546	1,214	72,700
6-9 years	4,823	316,772	4,926	294,168
10-11 years	2,486	162,481	2,486	151,023
Total	13,733	907,192	14,768	882,379

Source: U.S. Bureau of the Census, 2000, 2010.

#### Female Population (selected ages)

Age Group	2000	2010
20-24	3,556	4,770
25-29	2,533	3,246
30-34	2,876	2,934
Total	8,965	10,950

Source: U.S. Bureau of the Census, 2000, 2010.

#### Work Force Information

##### Total Population Ages 16+ in Work Force

	Wicomico	Maryland
<b>2010</b>		
Female	24,865	1,570,193
Male	27,073	1,623,215
<b>2000</b>		
Female	22,182	1,351,034
Male	22,633	1,418,491
<b>Change</b>		
Female	12.1 %(+)	16.2 (+)
Male	19.6% (+)	14.4% (+)

Source: U.S. Bureau of the Census, 2000, 2010 American Community Survey (ACS).

#### Females (16+) with Children

Age Group	2000	2010	Change
Total females (16+) with children under 6	2,368	6,681	182.1%(+)
Total females (16+) with children under 6 in the work force	1,817	N/A*	N/A*
Total females (16+) with children 6-17	6,153	13,673	122.2%(+)
Total females (16+) with children 6-17 in the work force	5,127	N/A*	N/A*

Source: U.S. Bureau of the Census, 2010 ACS.

\* Comparable data not available for 2010 census.

#### Total Population

	Wicomico	Maryland
2010	98,733	5,773,552
2000	84,644	5,296,486
1995	79,400	5,046,079
1990	74,339	4,780,753
1980	65,540	4,216,975

Source: U.S. Bureau of the Census, 2010, 2000, 1990, 1980.

#### Male Population (selected ages)

Age Group	2000	2010
20-24	3,252	4,567
25-29	2,345	3,089
30-34	2,610	2,775
Total	8,207	10,431

Source: U.S. Bureau of the Census, 2000, 2010.

#### Households

	2000	2010
Total household population	81,500	98,733
Total # of households	32,218	37,220
Average household size	2.53	2.53

Source: U.S. Bureau of the Census, 2000, 2010.

Census Information

Families and Poverty

	2000	%	2010	%	%Change
All Families	21,781	100%	24,172	100%	11.0%(+)
Families Below Poverty Level	1,905	8.7%	2,828	11.0%	48.5%(+)
All Families w/Children Under 6**	2,269	N/A*	2,423	100%	N/A*
Families w/Children Under 5 Below Poverty Level	778	N/A*	N/A*	22.9%	N/A*
All Families w/Children Under 18	10,395	100%	10,488	100%	0.9%(+)
Families w/Children Under 18 Below Poverty Level	1,538	14.8%	1,856	17.7%	20.7%(+)

Source: U.S. Bureau of the Census, 2000, 2010. Prepared by MDP.  
\*Comparable data not available from 2010 Census.

Educational Attainment

	Wicomico	%Adult Pop. Over 25 Yrs	Maryland	%Adult Pop. Over 25 Yrs
High School Grad or Higher	52,336	84.4%	3,410,847	88.1%
Bachelor's Degree or Higher	16,096	26.0%	1,396,843	36.1%

Source: U.S. Bureau of the Census, 2010 ACS.

Children and Poverty

	2000	%	2010	%	%Change
Total Related Children Under 18	18,504	100%	18,992	100%	2.6%(+)
Total Children Under 18 Below Poverty Level	3,302	17.8%	5,071	26.7%	53.6%(+)
Total Children Under 5 Below Poverty Level	970	21.4%	N/A*	44.1%	N/A*
Total Children 5-17 Below Poverty Level	2,332	16.7%	N/A*	19.7%	N/A*

Source: U.S. Bureau of the Census, 2000, 2010. Prepared by MDP.  
\*Comparable data not available from 2010 Census.

Families

Wicomico	Total	Total # of All Families With Related Children Under Age 6	Total # of All Families With Related Children Under Age 18
2000	21,781	2,269	10,395
2010	24,172	2,874	11,833
Change	11.0%(+)	26.7%(+)	13.8%(+)

Maryland

Maryland	Total	Total # of All Families With Related Children Under Age 6	Total # of All Families With Related Children Under Age 18
2000	1,359,318	150,011	662,172
2010	1,447,002	144,836	651,028
Change	6.5%(+)	3.4%(-)	1.7%(-)

Source: U.S. Bureau of the Census, 2000, 2010. Prepared by MDP.

### Income, Unemployment and Housing Information

#### Annual Wage Rate Information

Public School Teacher Salary Average (Wicomico County)	\$57,382
Public School Teacher Salary Average (MD)	\$64,005
Nonpublic School Teacher Average (Maryland)	\$50,693
Family Child Care Provider (Maryland)	\$30,218
Child Care Center Director (Maryland)	\$35,915
Center Senior Staff/Teacher (Maryland)	\$24,837
Center Aide (Maryland)	\$18,020

Sources: MSDE, Oct 2010; Association of Independent Maryland Schools (AIMS), 2011-12 school year, and MFN's 2011 Statewide Survey of Family Child Care Providers and Child Care Centers.

#### Family Income

##### Median Family Income, 2010 Census

Wicomico	\$58,427
Maryland	\$83,137

Source: U.S. Bureau of the Census, 2010 ACS.

##### Median Household Income<sup>1</sup>:

Wicomico	\$50,445
Maryland	\$69,695

Distribution	Percent Households	
	Wicomico	Maryland
under \$25,000	23.1%	15.4%
\$25,000 - \$49,999	26.5%	19.9%
\$50,000 - \$74,999	19.7%	18.3%
\$75,000+	30.8%	46.3%

Source: <sup>1</sup>Brief Economic Facts of Maryland Department of Business and Economic Development, 2011. Data is not directly comparable to 2010 or earlier reports. Note: percentages may not total 100% because of rounding.

#### Unemployment Rate

	Wicomico	Maryland
1996	5.6%	4.9%
1997	4.6%	4.7%
1998	5.3%	4.3%
1999	3.8%	3.3%
2000	4.2%	3.4%
2001	4.8%	4.0%
2002	3.8%	3.9%
2003	4.4%	4.1%
2004	3.7%	3.9%
2005	3.8%	3.9%
2006	4.9%	3.7%
2007	3.6%	3.6%
2008	5.1%	4.5%
2009	7.7%	7.1%
2010	8.2%	7.3%
2011	8.5%	7.2%

Source: Maryland Department of Labor, Licensing and Regulation (DLLR), Sept 2011.

#### Housing Information

	Wicomico	Maryland
Owner-Occupied housing	22,040 (62%)	1,426,267 (67%)
Renter-Occupied housing	13,264 (38%)	701,172 (33%)

Note: Percentage is based on total occupied housing units.

	Wicomico	Maryland
Mean value of Owner-Occupied Housing	\$192,000	\$301,400
Median Selected Monthly Owner Costs With a Mortgage	\$1,506	\$2,016
Median Gross Residential Monthly Rent	\$899	\$1,131

Source: U.S. Bureau of the Census 2010 ACS.

Supply of Regulated Early Childhood Programs and Education

Children’s Programs by Type with Capacity/  
Enrollment

	# of Programs	Capacity
Family Child Care Providers	154	1,138
*OCC Licensed Group Programs	47	3,223
8-12 Hour Child Care Centers	30	2,131
Infant/Toddler	18	341
Part-Day	6	N/A
Before/after School (School & Center-Based)	37	N/A
Employer-Sponsored Centers	2	198
Youth Camps	12	N/A
Nursery Schools	3	N/A
Kindergarten	5	N/A
**Head Start	4	enrollment: 364
***Public Pre-Kindergarten	12	

\* Note: Numbers do not total because facilities may have more than one type of program. Unless otherwise indicated, all programs are privately funded.  
\*\*= federally funded \*\*\*= state funded.

Source: MFN/LOCATE Child Care, 7/11; Maryland State Department of Education; Department of Health and Mental Hygiene.

Education

Public and Private Schools (Elementary and Middle)

	Public	Private
Elementary Schools	16	1
Middle Schools	3	0
Combined	2	10

Elementary School Enrollment

	Public	Private
Pre-Kindergarten	572	322
Kindergarten	1,174	142
Grades 1 - 6	5,636	805
Total	7,382	1,269

Source: MSDE, 2010-11 school year. Enrollment figures are for September 30, 2010. Private schools include MSDE approved schools and those operated by a tax-exempt religious organization which hold a letter of exemption from approval in accordance with State law.

Density of Family Providers and Center Programs  
by Community/Zip Code

The following chart shows the number of registered family child care providers and licensed full-day child care centers in Wicomico as of July 1, 2011.

Community/ Zip Code	Family Providers	%	8-12 Hour Centers	%
Delmar 21875	13	8.4	0	0.0
Eden 21822	2	1.3	0	0.0
Fruitland 21826	10	6.5	3	10.0
Hebron 21830	11	7.1	4	13.3
Mardela Springs 21837	6	3.9	0	0.0
Parsonburg 21849	9	5.8	1	3.3
Pittsville 21850	4	2.6	1	3.3
Salisbury 21801	45	29.2	7	23.3
Salisbury 21804	48	31.2	14	46.7
Willards 21874	6	3.9	0	0.0
Totals	154	99.9	30	99.9

Source: MFN/LOCATE: Child Care, 7/11.

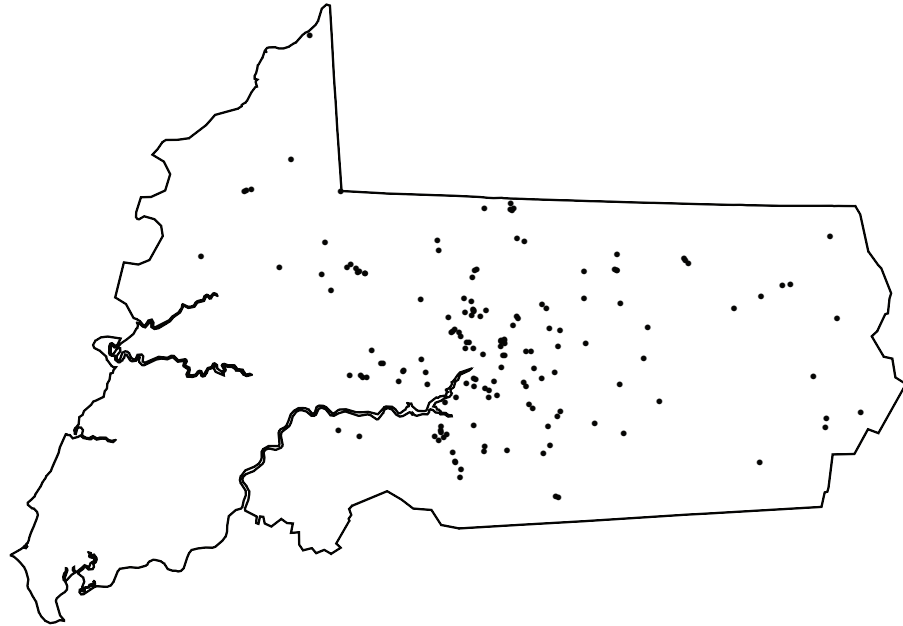
Note: Percentages do not total 100% because of rounding.

### Supply of Regulated Child Care

#### Density of Regulated Family Child Care Homes in Wicomico County

---

1 dot = 1 home

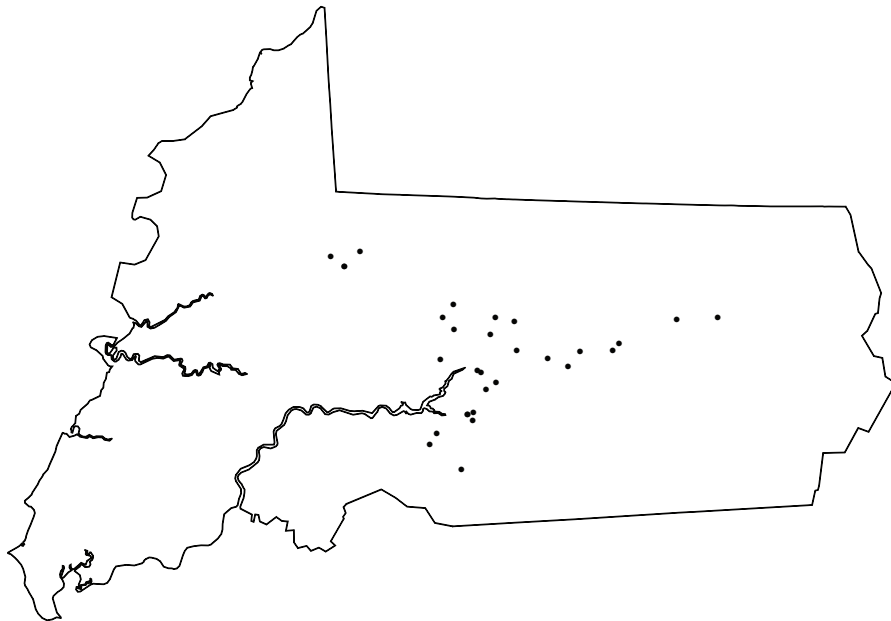


Source: MFN/LOCATE: Child Care, 7/11.

#### Density of Licensed 8-12 Hour Child Care Centers in Wicomico County

---

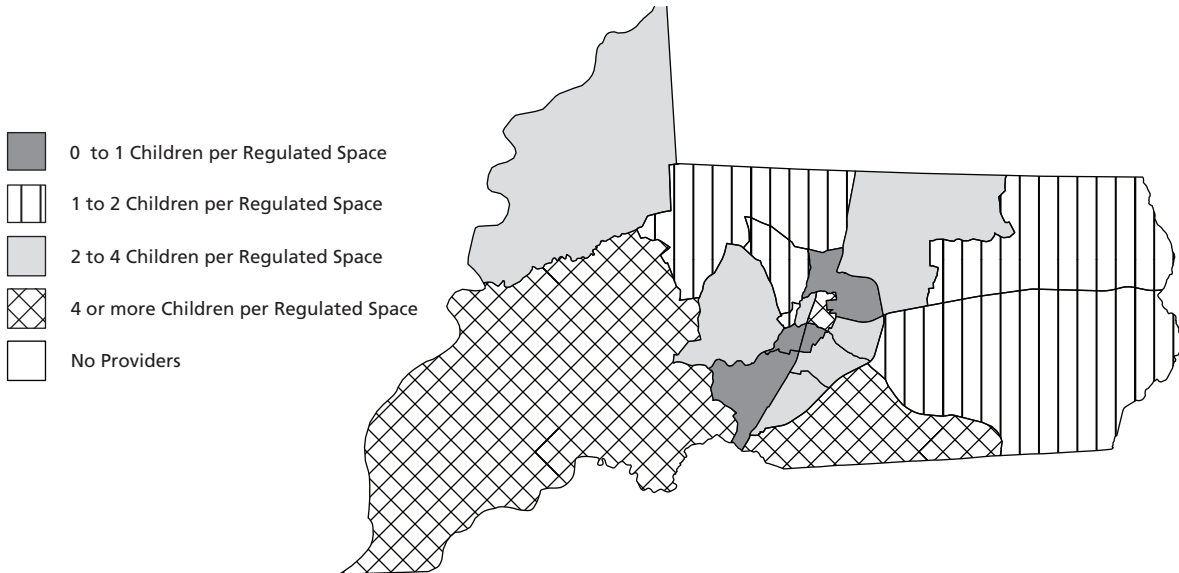
1 dot = 1 center



Source: MFN/LOCATE: Child Care, 7/11.

Supply of Regulated Child Care

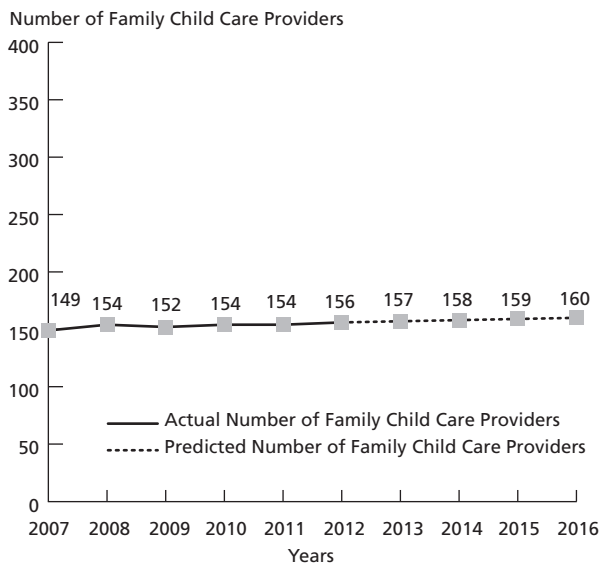
Number of Children 0-5 Years Per Regulated Child Care Space by Census Tract



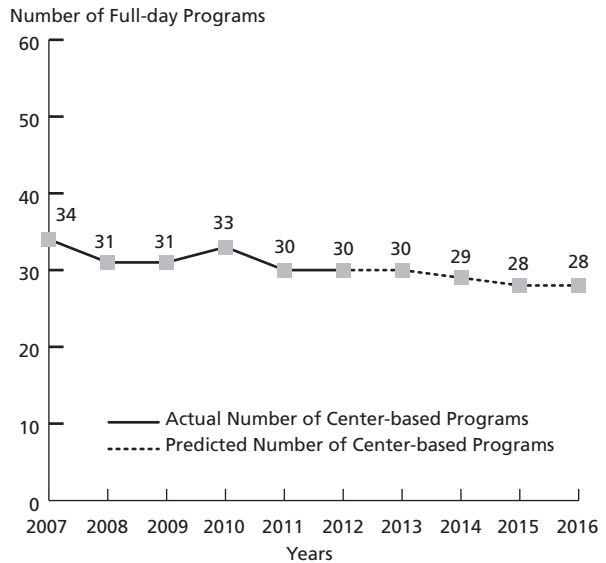
This map is based on census tracts defined by the U.S. Bureau of the Census. It does not accurately delineate land/water boundaries in some census tracts. Sources: U.S. Bureau of the Census, 2010. MFN/LOCATE: Child Care, 7/11.

Past and Anticipated Growth Patterns for Family/Center Providers

Family Child Care Providers in Wicomico 2007-2016



Center-based Programs in Wicomico 2007-2016  
Full-day (8 to 12 hours)

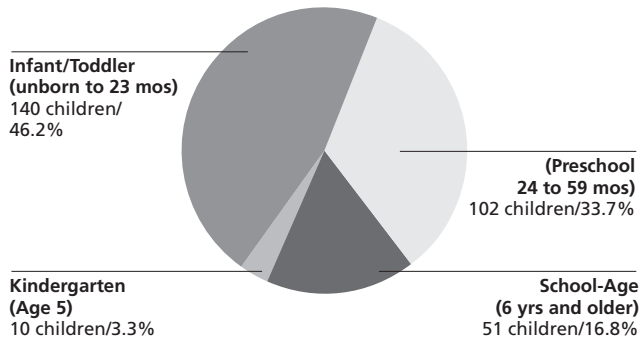


These predictions were generated with the use of the Cycle Regression Analysis Model. This model is being developed as part of the FORECAST system by Dr. LeRoy Simmons and Mr. George Wright of Loyola College. The predictions generated by the Model do not reflect the effects of current changes to social programs affecting child care. Source: MFN/LOCATE: Child Care, 7/11.

### Demand for Child Care

#### Children Served by Age

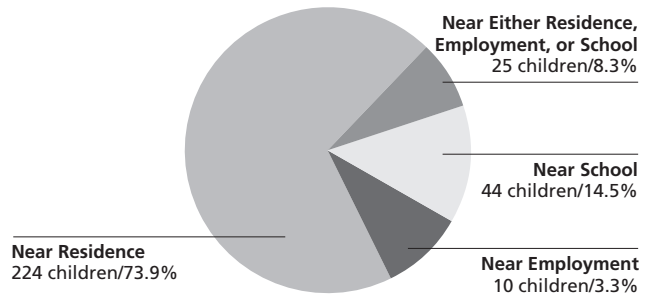
N=303



Source: LOCATE: Child Care at Maryland Family Network, Baltimore (7/1/10-6/30/11).

#### Children Served by Locational Preferences for Care

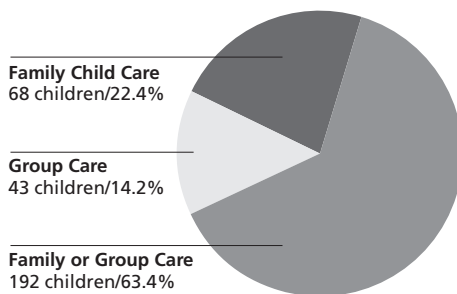
N=303



Source: LOCATE: Child Care at Maryland Family Network, Baltimore (7/1/10-6/30/11).

#### Children Served by Type of Care Preferred

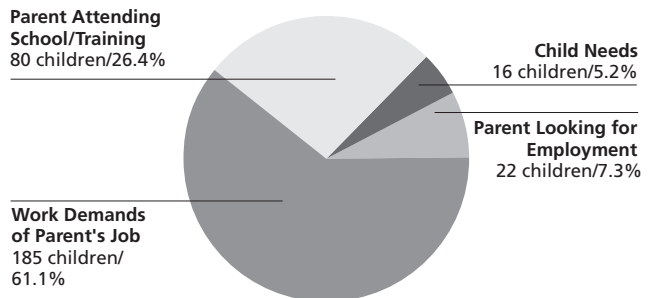
N=303



Source: LOCATE: Child Care at Maryland Family Network, Baltimore (7/1/10-6/30/11).

#### Reason Child Care is Needed

N=303



Source: LOCATE: Child Care at Maryland Family Network, Baltimore (7/1/10-6/30/11).

## Demand for Child Care

**Number of Children Served by LOCATE: Child Care**  
303 children (7/1/010-6/30/11)

Full-time or Part-time Care Needs of Children Served	N=303
Full-time: 220 children (72.6%)	
Part-time: 79 children (26.1%)	
Other*: 4 children (1.3%)	

\* Includes requests for sick, backup and temporary care.  
Source: LOCATE: Child Care at Maryland Family Network, Baltimore (7/1/10-6/30/11).

### Child Care Subsidy Program (formerly POC)

**LOCATE calls received from parents with children eligible for Child Care Subsidy**  
107 (35.3% of all calls)

**LOCATE calls received from parents with children receiving Child Care Subsidy**  
118 (38.9% of all calls)

Source: LOCATE: Child Care at Maryland Family Network, Baltimore (7/1/10-6/30/11).

### Major Reasons Parents Could Not Find Child Care in Wicomico County

Reason	Count
No vacancies for infant	10
Schedule	7
Transportation/escort	7
Other	2
Cost	1
No vacancies for preschool	1
Quality of care	1

Source: LOCATE: Child Care at Maryland Family Network, Baltimore (7/1/10-6/30/11).

### Major Factors Important to Parents Who Found Child Care in Wicomico County

Reason	Count
Proximity to home, school, work	33
Cost	26
Environment	25
Hours of operation/part time	18
Educational program	13
Escort	6
Nearby transportation	5
Caregiver	3
Only provider/program with vacancy	3

Source: LOCATE: Child Care at Maryland Family Network, Baltimore (7/1/10-6/30/11).

## Supply of Child Care

### Child Care Subsidy Program

**Family Child Care Providers willing to care for CCS children in Wicomico County**  
120 (77.9% of total family child care providers)

**Child Care Centers willing to care for CCS children in Wicomico County**  
25 (83.3% of total child care centers)

Source: MFN/LOCATE: Child Care, 7/11.

**Wicomico County FY 12 Allocation**  
\$1,939,200= 662 full-time children

Source: Maryland State Department of Education, Office of Child Care.

### Special Needs Child Care

**Family providers who serve/have served children with special needs**  
106 (68.8% of total family child care providers in Wicomico)

**Centers who serve/have served children with special needs**  
24 (80.0% of total child care centers)

Source: MFN/LOCATE: Child Care, 7/11

## Definitions

**Before/After-School Care:** School-Age child care offers care to children enrolled in Kindergarten or above. Care is provided before and/or after school and during school holidays/vacations. Programs are licensed by the Office of Child Care. Programs may operate from a school building or other licensed facility.

**Census of Population and Housing:** There are two versions of the 2000 Census questionnaire: a short form which asks a limited number of population and housing questions of all households, and a long form questionnaire which asks additional social and economic questions of a sample of all households. The data contained in the Census Summary Tape File 1 A (STF 1 A) are based on the questions which were asked of all persons, while the data from the Census Summary Tape File 3A (STF 3A) are based on the sample questionnaire. The user should note that data obtained from a sample are subject to sampling variability, and that there are limitations to many of these data.

**Child Care:** The care or supervision of a child when the child's parent has given the child's care over to another for some portion of a 24-hour-day as a supplement to the parent's primary care of the child. (OCC)

**Child Care Center:** Child care provided in a facility that, for part or all of the day, provides care to children in the absence of the parent. Centers are licensed by the Office of Child Care.

**Child Care Subsidy Program (formerly POC):** Provides financial assistance to eligible families in securing care for their children in registered family child care homes or licensed child care centers while parents/guardians are attending school, working, or in job training.

**Children with Special Needs:** Children who, because of a disability or other special educational, developmental, physical, emotional, behavioral, or medical condition, require additional care, or whose activities are restricted by a certain condition. (OCC)

**Current Median Family Income:** Current median family income is the value presented in the Economic Development Intelligence System, (EDIS) 2nd Quarter 2011 report.

**Current Population Estimates:** Current population estimates are based on GeoLytics, Inc. Reports.

**Educational Attainment:** The highest level of school completed or the highest degree received. Educational attainment figures were used for persons over 25 years of age. (U.S. Bureau of the Census)

**Employer-Sponsored Centers:** A child care center located on-site or off-site which is sponsored by a corporation, business, or other employer. Employees are given priority for enrollment slots.

**Family Child Care:** The care given to a child younger than 13 years old or to a developmentally disabled person younger than 21 years old, in place of parental care for less than 24 hours a day, in a residence other than the child's residence and for which the provider is paid. Regulations allow a family child care provider to care for as many as eight children at any time. (OCC)

**Family Household Income:** Family includes a householder and one or more persons living in the same household who are related to the householder by birth, marriage, or adoption. A household can contain only one family for purposes of census tabulations. Information on money income received in the calendar year 1999 was requested from persons 15 years and over. (U.S. Bureau of the Census)

**Head Start:** Project Head Start provides comprehensive developmental services for children from low-income families. Head Start is comprised of four components including Education, Health, Parent Involvement, and Social Services. Head Start Centers serve children from age 3 to school entry age from income eligible families.

**Infant/Toddler:** In the State of Maryland, "infant" means a child under 18 months old. "Toddler" means a child 18 months old or older but younger than 2 years old. (OCC) MFN reports "infant" as a child birth through 23 months of age.

**Kindergarten:** An instructional program for children who are 5 years old by September 1st of each academic year. Programs may be operated by a private or public school. Kindergarten is the year of school which precedes entrance to first grade.

**The National Child Care Survey 1990:** (NCCS) contains information on demand and parental preferences for care based on a nationally representative sample of families with children younger than age 13. The NCCS examined the type of care and education (excluding formal schooling) that parents use to supplement their own care of children. Employed mothers were surveyed regarding the primary supplemental care arrangements used for the most hours per week by their youngest child excluding school or kindergarten attendance.

## Definitions

The results indicate that 66% of the employed mothers surveyed used no supplemental care, or utilized care by relatives, by caregivers in the child's own home, or other arrangements. Family child care homes or child care centers were used as the primary supplemental care arrangement by the remaining 34%. The mother's utilization of out-of-home care varied with the age of the child, with 42% of children under 3 years of age, 60% of children ages 3-4 years, and 21% of children 5-12 years placed in these settings for supplemental care.

**Nursery Schools:** An instructional program approved or exempted by the Maryland State Department of Education for children who are two through four years old. The maximum length of the program is 6 hours per day, however most operate only a few hours per day and may meet only two or three times per week for a nine month period.

**Owner Costs with Mortgage (Selected Monthly):** The sum of payments for mortgages, deeds of trust, contracts to purchase, or similar debts on the property; real estate taxes; fire hazard, and flood insurance on the property; utilities; and fuels. It also includes, where appropriate, the monthly condominium fees or mobile home costs. A housing unit is owner-occupied if the owner or co-owner lives in the unit even if it is mortgaged or not fully paid for. (U.S. Bureau of the Census)

**Part Day:** A program regulated by OCC with an educational focus for children one or two years before entering kindergarten. These programs are usually 2-3 hrs/day, 2-3 days/week, nine months/year.

**Pre-Kindergarten:** These are publicly funded pre-kindergarten programs for eligible 4-year-old children administered by local boards of education or qualified vendors. The programs have the overall goal of providing learning experiences to help children develop and maintain school readiness skills necessary for successful school performance. Local school systems shall enroll all 4-year-old applicants from economically disadvantaged or homeless families.

**Poverty Level:** The poverty guideline for a family of four persons was \$22,350 in 2011. (U.S. Department of Health and Human Services, JAN 2011)

**Renter Occupied Gross Monthly Rent:** Monthly contract rent plus the estimated average monthly cost of utilities and fuels, if these are paid by the renter. All occupied housing units which are not owner-occupied, whether they are rented for cash rent or occupied without payment of cash rent, are classified as renter-occupied. (U.S. Bureau of the Census)

**Unemployment Rate:** Civilians 16 years old and over are classified unemployed if they (1) were neither "at work" nor "with a job but not at work" during the reference week, and (2) were looking for work during the last four weeks, and (3) were available to accept a job. Also included were civilians who did not work at all during the reference week and were waiting to be called back to a job from which they had been laid off. (U.S. Bureau of the Census)

**Youth Camps (Licensed):** A day camp, residential camp, travel camp, or trip camp licensed by the Department of Health and Mental Hygiene.

The Maryland Child Care Resource Network is a public/private partnership designed to expand and improve child care delivery in Maryland. Maryland Family Network manages the Network and operates as its Statewide Coordinating Entity. Funding for this publication was made available by Maryland Family Network, the Maryland State Department of Education, and Maryland's business community.

For more information regarding the Child Care Demographic Reports, contact:

**Maryland Family Network**

1001 Eastern Avenue, 2nd Floor

Baltimore, Maryland 21202

410.659.7701

tel 410.659.7701 fax 410.783.0814

[www.marylandfamilynetwork.org](http://www.marylandfamilynetwork.org)

For information regarding technical assistance and training for the child care community, contact:

**Lower Shore Child Care Resource and Referral Center**

Suite 500

East Campus Complex, Salisbury University

Power and Wayne Streets, Salisbury, Maryland 21804

410.543.6650

*This publication was produced as a work for hire for the benefit of, and with funds from, the Maryland State Department of Education.*

©2012 Maryland State Department of Education

©2012 Maryland Family Network



MARYLAND  
FAMILY  
NETWORK

