



Maryland Child Care Resource Network

Child Care
Demographics

2012

Maryland Report

Maryland is the center of the Boston-Atlanta corridor on the Atlantic Seaboard. The State borders Washington, D.C., the nation's capital. Among the 50 states, Maryland ranks 42nd in size and 19th in population. Its median household income is the 4th highest in the U.S. Approximately 90% of Maryland's 5.8 million residents live in the Baltimore-Washington corridor.

Named one of the Top Ten states for child care for six consecutive years by *Working Mother* magazine, Maryland continues to receive excellent marks for the quality and safety of its child care and for its commitment to improving child care.

Source: Maryland Department of Business and Economic Development (DBED) 2011.

Maryland Family Network, Inc. (MFN), as operator of the Statewide Child Care Resource Network, has prepared the Child Care Demographics Maryland Report series for those interested in child care trends across the state. The series includes reports for the State, for each of Maryland's 23 counties and the City of Baltimore.

This publication was produced as a work for hire for the benefit of, and with funds from, the Maryland State Department of Education.

Number of Maryland Children under 12 with Mothers in the Work Force¹

641,953 – 79%² of total 2011 child population under 12 (812,599).

¹Source: MFN/LOCATE: Child Care. ²Percent based on 2010 census data. Total population number based on GeoLytics, Inc. report, 2011.

Frequently Requested Child Care Information

Child Population 2010

Age Group	Number in age group
0-1	143,558
2-4	220,930
5-9	366,868
10-11	151,023
Total	882,379

Source: Maryland Department of Planning (MDP), 2010 Census Summary File 1.

Child Care Costs as Compared to Other Major Household Expenses

County	Estimated Child Care Cost ¹	Median Family Income ²	% of Median Income Spent On Child Care	Child Care Cost Ranked w/Other Major Household Exp ³
Allegany	\$ 11,713	\$ 50,227	23.3%	2
Anne Arundel	\$ 19,579	\$ 85,218	23.0%	2
Baltimore County	\$ 18,322	\$ 75,389	24.3%	2
Calvert	\$ 17,349	\$ 88,674	19.6%	3
Caroline	\$ 11,799	\$ 52,020	22.7%	2
Carroll	\$ 17,878	\$ 83,225	21.5%	2
Cecil	\$ 14,724	\$ 69,945	21.1%	2
Charles	\$ 18,217	\$ 84,712	21.5%	2
Dorchester	\$ 11,211	\$ 50,274	22.3%	2
Frederick	\$ 19,737	\$ 84,312	23.4%	2
Garrett	\$ 9,612	\$ 44,467	21.6%	3
Harford	\$ 18,400	\$ 81,085	22.7%	2
Howard	\$ 22,890	\$ 114,076	20.1%	3
Kent	\$ 11,874	\$ 55,355	21.5%	2
Montgomery	\$ 24,646	\$ 104,921	23.5%	3
Prince George's	\$ 18,077	\$ 77,301	23.4%	2
Queen Anne's	\$ 15,666	\$ 77,882	20.1%	3
St. Mary's	\$ 16,973	\$ 76,380	22.2%	2
Somerset	\$ 11,752	\$ 42,609	27.6%	2
Talbot	\$ 13,761	\$ 63,540	21.7%	2
Washington	\$ 13,402	\$ 58,242	23.0%	2
Wicomico	\$ 12,674	\$ 56,115	22.6%	2
Worcester	\$ 13,104	\$ 56,857	23.0%	2
Baltimore City	\$ 15,722	\$ 44,279	35.5%	2

NOTE: Child Care and other household expenses are based on a family of 4 that included a couple and two children ages 1-2 and 3-5 years. The household expenses considered include housing, income taxes, and food. ¹Combined average of full-time care for an infant in a family child care home and a preschooler in a child care center (LOCATE, 2011). ²Current income as shown in the 2nd Quarter 2011 EDIS Report. This data cannot be compared to previous data. ³Housing costs based on U.S. Bureau of the Census 2010 median selected owner costs with a mortgage; included mortgage, taxes, insurance and utilities. Taxes based on maximum federal, state, and local income taxes, Medicare, and FICA taxes per IRS and Maryland Office of the Comptroller (2011). Taxes do not reflect Earned Income Credit.

Population Information

Child Population¹

	2000	2010
0-3 years	209,218	217,560
3-4 years	144,175	146,928
5 years	74,546	72,700
6-9 years	316,772	294,168
10-11 years	162,481	151,023
Total	907,192	882,379

Source: U.S. Bureau of the Census, 2000, 2010.

Female Population (selected ages)

Age Group	2000	2010
20-24	157,643	193,775
25-29	176,396	199,325
30-34	209,334	189,215
Total	543,373	582,315

Source: U.S. Bureau of the Census, 2000, 2010.

Work Force Information

Total Population Ages 16+ in Work Force

	Maryland
2010	
Female	1,570,193
Male	1,623,215
2000	
Female	1,351,034
Male	1,418,491
Change	
Female	16.2 (+)
Male	14.4% (+)

Source: U.S. Bureau of the Census, 2000, 2010 American Community Survey (ACS).

Females (16+) with Children

Age Group	2000	2010	Change
Total females (16+) with children under 6	160,214	419,077	161.6%(+)
Total females (16+) with children under 6 in the work force	112,065	N/A*	N/A*
Total females (16+) with children 6-17	383,095	865,139	125.8%(+)
Total females (16+) with children 6-17 in the work force	304,898	N/A*	N/A*

Source: U.S. Bureau of the Census, 2010 ACS.

* Comparable data not available for 2010 census.

Total Population

	Maryland
2010	5,773,552
2000	5,296,486
1995	5,046,079
1990	4,780,753
1980	4,216,975

Source: U.S. Bureau of the Census, 2010, 2000, 1990, 1980.

Male Population (selected ages)

Age Group	2000	2010
20-24	156,486	199,923
25-29	166,474	194,223
30-34	196,317	179,279
Total	519,277	573,425

Source: U.S. Bureau of the Census, 2000, 2010.

Households

	2000	2010
Total household population	5,162,430	5,773,552
Total # of households	1,980,859	2,156,411
Average household size	2.61	2.61

Source: U.S. Bureau of the Census, 2000, 2010.

Census Information

Families and Poverty

	2000	%	2010	%	%Change
All Families	1,359,318	100%	1,447,002	100%	6.5%(+)
Families Below Poverty Level	83,232	6.1%	95,502	6.6%	14.7%(+)
All Families w/Children Under 6**	150,011	N/A*	144,836	100%	N/A*
Families w/Children Under 5 Below Poverty Level	30,328	N/A*	N/A*	10.6%	N/A*
All Families w/Children Under 18	662,172	100%	651,028	100%	1.7%(-)
Families w/Children Under 18 Below Poverty Level	64,063	9.7%	67,056	10.3%	4.7%(+)

Source: U.S. Bureau of the Census, 2000, 2010. Prepared by MDP.
*Comparable data not available from 2010 Census.

Educational Attainment

	Maryland	% Adult pop. over 25 Yrs
High School Grad or Higher	3,410,847	88.1%
Bachelor's Degree or Higher	1,396,843	36.1%

Source: U.S. Bureau of the Census, 2010 ACS.

Children and Poverty

	2000	%	2010	%	%Change
Total Related Children Under 18	1,194,489	100%	1,170,334	100%	2.0%(-)
Total Children Under 18 Below Poverty Level	141,877	11.9%	148,632	12.7%	4.8%(+)
Total Children Under 5 Below Poverty Level	40,331	13.3%	N/A*	15.4%	N/A*
Total Children 5-17 Below Poverty Level	101,546	11.4%	N/A*	11.7%	N/A*

Source: U.S. Bureau of the Census, 2000, 2010. Prepared by MDP.
*Comparable data not available from 2010 Census.

Families

Maryland

	Total	Total # of All Families With Related Children Under Age 6	Total # of All Families With Related Children Under Age 18
2000	1,359,318	150,011	662,172
2010	1,447,002	144,836	651,028
Change	6.5%(+)	3.4%(-)	1.7%(-)

Source: U.S. Bureau of the Census, 2000, 2010. Prepared by MDP.

Income, Unemployment and Housing Information

Annual Wage Rate Information

Public School Teacher Salary Average (MD)	\$64,005
Nonpublic School Teacher Average (Maryland)	\$50,693
Family Child Care Provider (Maryland)	\$30,218
Child Care Center Director (Maryland)	\$35,915
Center Senior Staff/Teacher (Maryland)	\$24,837
Center Aide (Maryland)	\$18,020

Sources: MSDE, Oct 2010; Association of Independent Maryland Schools (AIMS), 2011-12 school year, and MFN's 2011 Statewide Survey of Family Child Care Providers and Child Care Centers.

Family Income

Median Family Income, 2010 Census

Maryland	\$83,137
----------	----------

Source: U.S. Bureau of the Census, 2010 ACS.

Median Household Income¹:

Maryland	\$69,695
----------	----------

Percent Households

Distribution	Maryland
under \$25,000	15.4%
\$25,000 - \$49,999	19.9%
\$50,000 - \$74,999	18.3%
\$75,000+	46.3%

Source: ¹Brief Economic Facts of Maryland Department of Business and Economic Development, 2011. Data is not directly comparable to 2010 or earlier reports. Note: percentages may not total 100% because of rounding.

Average Weekly Cost of Full-time Child Care

Maryland	Family Child Care Programs	Child Care Centers
0-23 months	\$ 176.17	\$ 247.66
2-4 years	\$ 148.50	\$ 178.41
5 years ¹	\$ 134.51	\$ 162.11
School Age Full ²	\$ 126.55	\$ 153.07
School Age B/A ³	\$ 88.02	\$ 100.70

Source: MFN/LOCATE: Child Care, 7/11.

¹Average cost of full time care for a 5 year old. Defined as child being in full time child care or being in kindergarten and out-of-school child care, i.e., holidays, school closures and summers. ²Average cost of full time care for a 6+ school age child (out-of-school child care, i.e., holidays, school closures and summers). ³Average cost of before and after school child care.

Unemployment Rate

Maryland

1996	4.9%
1997	4.7%
1998	4.3%
1999	3.3%
2000	3.4%
2001	4.0%
2002	3.9%
2003	4.1%
2004	3.9%
2005	3.9%
2006	3.7%
2007	3.6%
2008	4.5%
2009	7.1%
2010	7.3%
2011	7.2%

Source: Maryland Department of Labor, Licensing and Regulation (DLLR), Sept 2011.

Housing Information

	Maryland
Owner-Occupied housing	1,426,267 (67%)
Renter-Occupied housing	701,172 (33%)

Note: Percentage is based on total occupied housing units.

	Maryland
Mean value of Owner-Occupied Housing	\$301,400
Median Selected Monthly Owner Costs With a Mortgage	\$2,016
Median Gross Residential Monthly Rent	\$1,131

Source: U.S. Bureau of the Census, 2010 ACS.

Supply of Regulated Early Childhood Programs and Education

Children’s Programs by Type with Capacity/
Enrollment

	# of Programs	Capacity
Family Child Care Providers	8,029	59,490
*OCC Licensed Group Programs	2,753	162,193
8-12 Hour Child Care Centers	1,564	99,930
Infant/Toddler	830	10,905
Part-Day	520	N/A
Before/after School (School & Center-Based)	1,804	N/A
Employer-Sponsored Centers	74	5,707
Youth Camps	701	N/A
Nursery Schools	423	N/A
Kindergarten	291	N/A
**Head Start/Early Head Start	244	enrollment: 10,850
***Public Pre-Kindergarten	588	

*Note: Numbers do not total because facilities may have more than one type of program. Unless otherwise indicated, all programs are privately funded.

= federally funded *= state funded.

Source: MFN/LOCATE Child Care, 7/11; Maryland State Department of Education; Department of Health and Mental Hygiene.

Education

Public and Private Schools (Elementary and Middle)

	Public	Private
Elementary Schools	796	88
Middle Schools	218	13
Combined	88	413

Elementary School Enrollment

	Public	Private
Pre-Kindergarten	29,377	31,862
Kindergarten	62,704	8,616
Grades 1 - 6	311,767	47,096
Total	403,848	87,574

Source: MSDE, 2010-11 school year. Enrollment figures are for September 30, 2010. Private schools include MSDE approved schools and those operated by a tax-exempt religious organization which hold a letter of exemption from approval in accordance with State law.

Density of Family Providers and Center Programs
by Jurisdiction

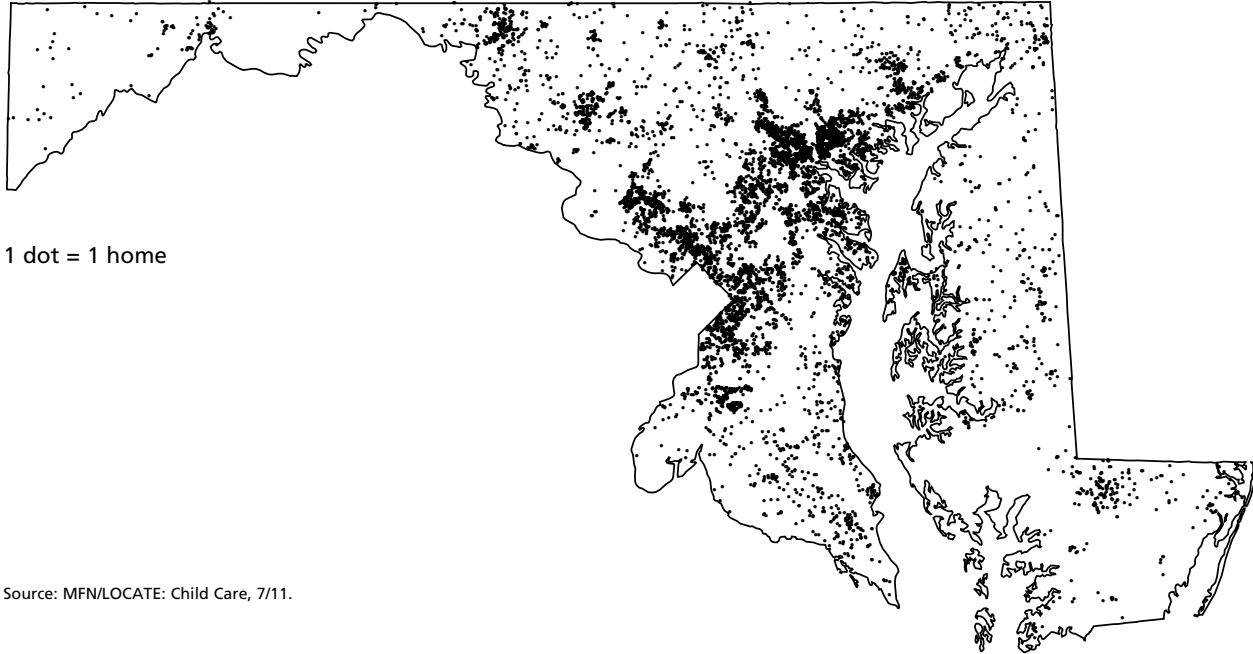
The following chart shows the number of registered family child care providers and licensed full-day child care centers in Maryland as of July 1, 2011.

Jurisdiction	Family Providers	Capacity	8-12 Hour Centers	Capacity
Allegany	73	550	17	1,037
Anne Arundel	672	5,042	96	7,478
Baltimore	1,067	7,911	203	12,978
Calvert	159	1,166	36	1,746
Caroline	122	890	8	295
Carroll	218	1,584	48	3,680
Cecil	157	1,153	24	1,267
Charles	287	2,067	40	2,860
Dorchester	56	431	11	333
Frederick	439	3,128	52	4,386
Garrett	26	196	11	330
Harford	406	2,965	43	3,635
Howard	413	3,026	84	7,460
Kent	27	184	5	158
Montgomery	1,007	7,402	266	18,283
Prince George’s	1,033	7,935	285	16,691
Queen Anne’s	113	749	7	512
St. Mary’s	237	1,730	25	1,243
Somerset	35	271	7	329
Talbot	58	449	11	701
Washington	308	2,310	29	2,203
Wicomico	154	1,138	30	2,131
Worcester	38	294	12	593
Baltimore City	924	6,919	214	9,601
Totals	8,029	59,490	1,564	99,930

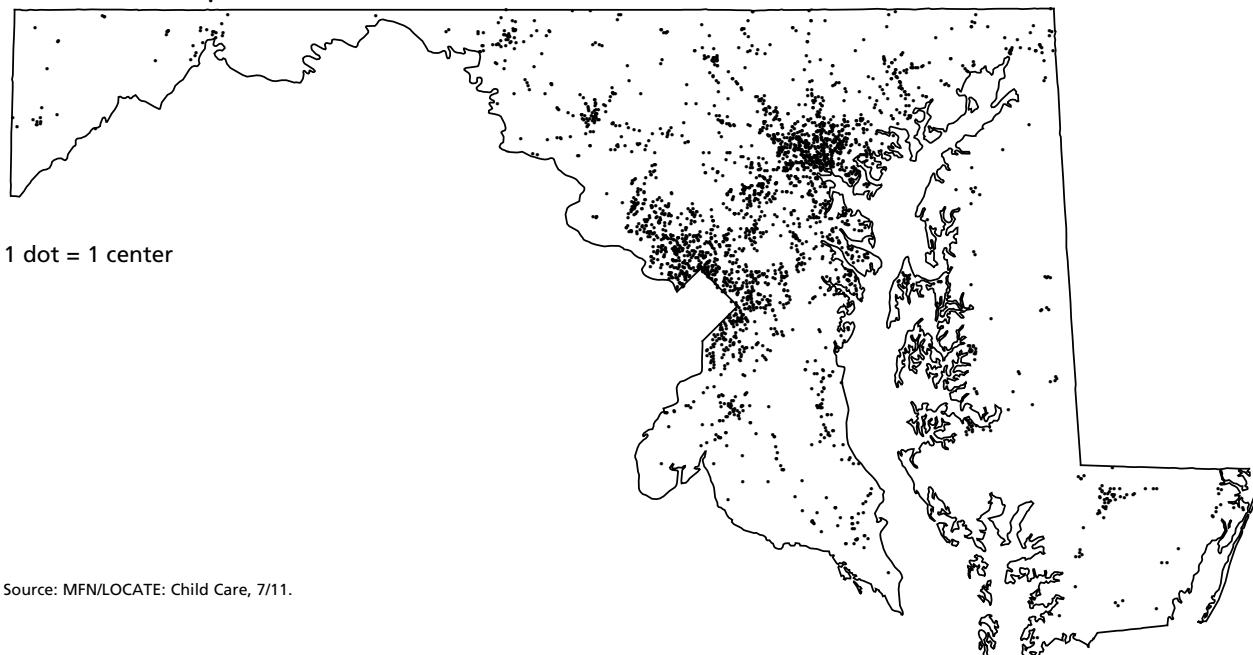
Source: MFN/LOCATE: Child Care, 7/11.

Supply of Regulated Child Care

Density of Regulated Family Child Care Homes in Maryland

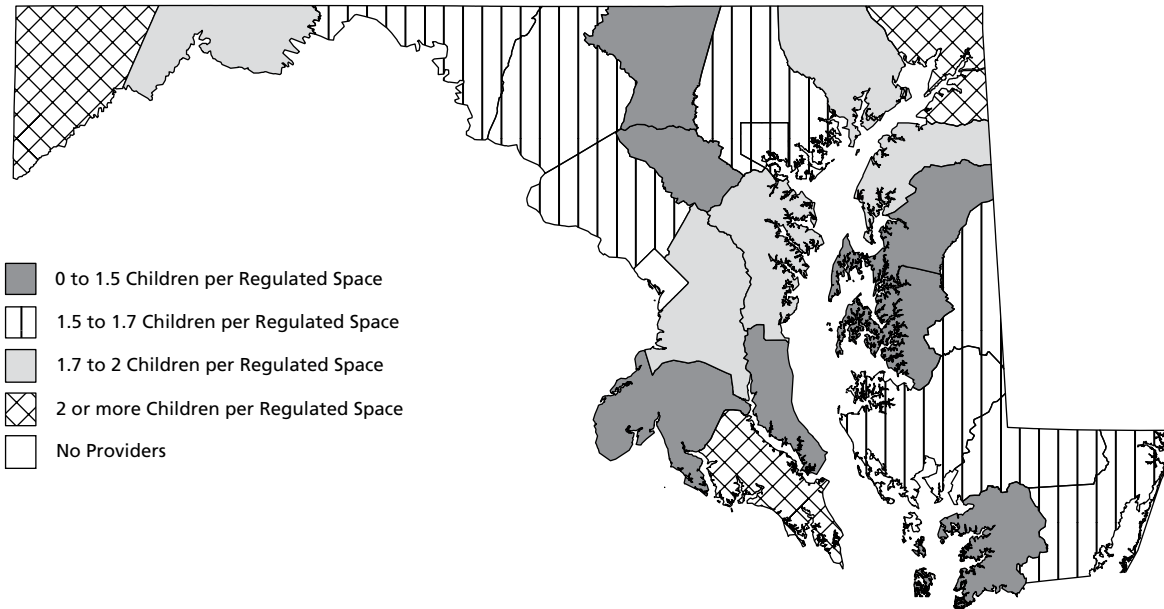


Density of Licensed 8-12 Hour Child Care Centers in Maryland



Supply of Regulated Child Care

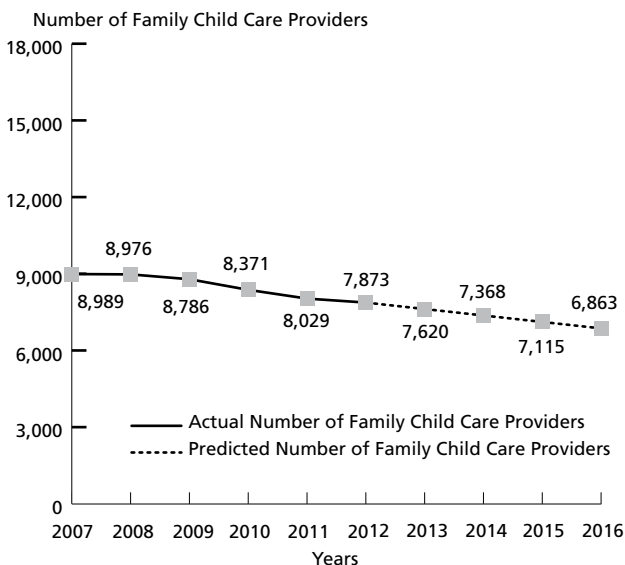
Number of Children 0-5 Years Per Regulated Child Care Space by Census Tract



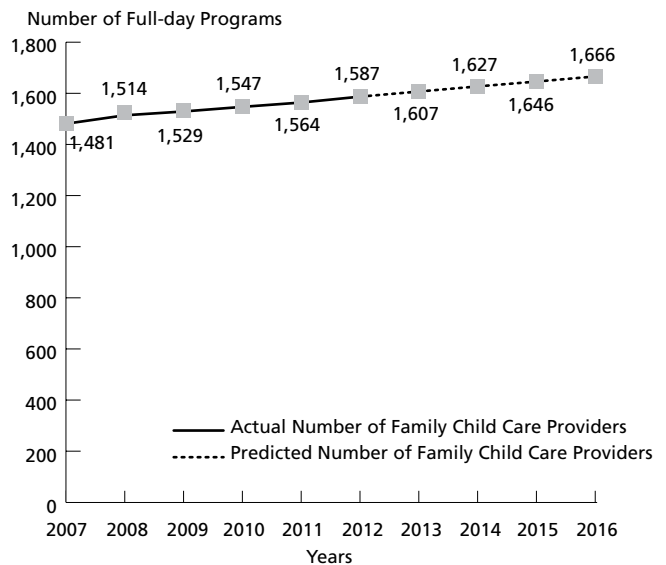
This map is based on census tracts defined by the U.S. Bureau of the Census. It does not accurately delineate land/water boundaries in some census tracts. Sources: U.S. Bureau of the Census, 2010. MFN/LOCATE: Child Care, 7/11.

Past and Anticipated Growth Patterns for Family/Center Providers

Family Child Care Providers in Maryland 2007-2016



Center-based Programs in Maryland 2007-2016
Full-day (8 to 12 hours)

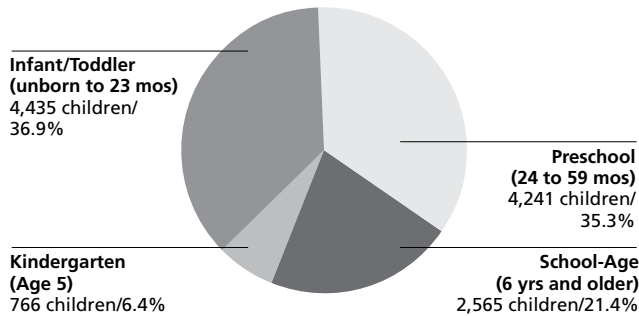


These predictions were generated with the use of the Cycle Regression Analysis Model. This model is being developed as part of the FORECAST system by Dr. LeRoy Simmons and Mr. George Wright of Loyola College. The predictions generated by the Model do not reflect the effects of current changes to social programs affecting child care. Source: MFN/LOCATE: Child Care, 7/11.

Demand for Child Care

Children Served by Age

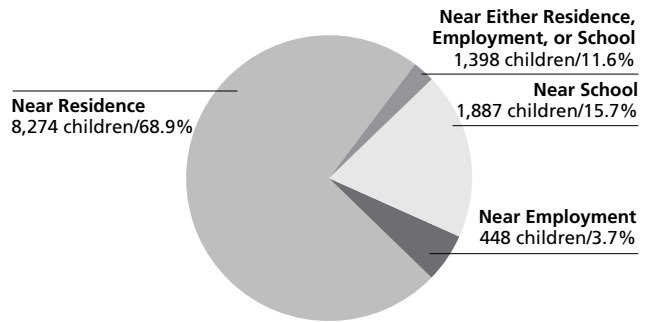
N=12,007



Source: LOCATE: Child Care at Maryland Family Network, Baltimore (7/1/10-6/30/11).

Children Served by Locational Preferences for Care

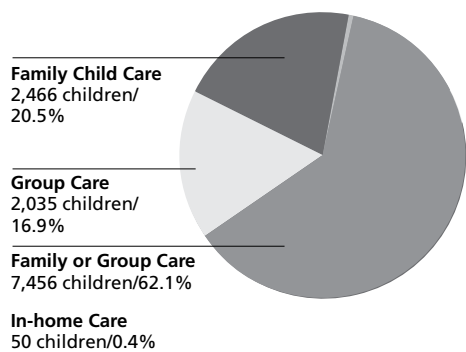
N=12,007



Source: LOCATE: Child Care at Maryland Family Network, Baltimore (7/1/10-6/30/11).
NOTE: Percentages do not total 100% because of rounding.

Children Served by Type of Care Preferred

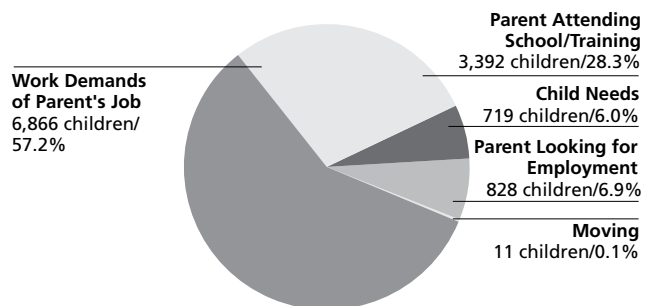
N=12,007



Source: LOCATE: Child Care at Maryland Family Network, Baltimore (7/1/10-6/30/11).
NOTE: Percentages do not total 100% because of rounding.

Reason Child Care is Needed

N=12,007



Source: LOCATE: Child Care at Maryland Family Network, Baltimore (7/1/10-6/30/11).
NOTE: Percentages do not total 100% because of rounding.

Demand for Child Care

Number of Children Served by LOCATE: Child Care
12,007 children (7/1/010-6/30/11)

Full-time or Part-time Care Needs of Children Served N=12,007

Full-time: 8,231 children (69.4%)

Part-time: 3,618 children (30.1%)

Other*: 158 children (1.3%)

* Includes requests for sick, backup and temporary care.

Source: LOCATE: Child Care at Maryland Family Network, Baltimore (7/1/10-6/30/11).

NOTE: Percentages do not total 100% because of rounding.

Child Care Subsidy Program (formerly POC)

LOCATE Calls received from parents with children eligible for or receiving Purchase of Care Subsidy
7,592

Note: The Child Care Subsidy is a statewide subsidy program funded with federal and state dollars and administered by the Maryland State Department of Education through the local Department of Social Services.

The Working Parents Assistance Program is a separate county-wide child care subsidy program funded and administered by Montgomery County Government for eligible working families.

Source: LOCATE: Child Care at Maryland Family Network, Baltimore (7/1/10-6/30/11).

Major Reasons Parents Could Not Find Child Care in Maryland

Reason	Count
Cost	271
Combination of ages	105
Schedule	79
No vacancies for infant	78
Other	66
Quality of care	63
Transportation/escort	58
Location	55
No vacancies for preschool	34
No vacancies for school age	24
Special needs	12
No part time	3

Source: LOCATE: Child Care at Maryland Family Network, Baltimore (7/1/10-6/30/11).

Major Factors Important to Parents Who Found Child Care in Maryland

Reason	Count
Proximity to home, school, work	1,454
Cost	962
Environment	900
Program	711
Hours of operation/part time	475
Caregiver	328
Escort	255
Only program/provider with vacancy	199
Nearby transportation	167
Did not provide	4
None	3

Source: LOCATE: Child Care at Maryland Family Network, Baltimore (7/1/10-6/30/11).

Supply of Child Care

Child Care Subsidy Program

Family Child Care Providers willing to care for CCS children in Maryland
6,272 (78.1% of total family child care providers)

Child Care Centers willing to care for CCS children in Maryland
1,219 (77.9% of total child care centers)

Source: MFN/LOCATE: Child Care, 7/11.

Maryland FY 12 Allocation
\$87,800,000= 20,869 full-time children

Source: Maryland State Department of Education, Office of Child Care.

Special Needs Child Care

Family providers who serve/have served children with special needs
4,702 (58.6% of total family child care providers in Maryland)

Centers who serve/have served children with special needs
1,088 (69.6% of total child care centers in Maryland)

Source: MFN/LOCATE: Child Care, 7/11.

Definitions

Before/After-School Care: School-Age child care offers care to children enrolled in Kindergarten or above. Care is provided before and/or after school and during school holidays/vacations. Programs are licensed by the Office of Child Care. Programs may operate from a school building or other licensed facility.

Census of Population and Housing: There are two versions of the 2000 Census questionnaire: a short form which asks a limited number of population and housing questions of all households, and a long form questionnaire which asks additional social and economic questions of a sample of all households. The data contained in the Census Summary Tape File 1 A (STF 1 A) are based on the questions which were asked of all persons, while the data from the Census Summary Tape File 3A (STF 3A) are based on the sample questionnaire. The user should note that data obtained from a sample are subject to sampling variability, and that there are limitations to many of these data.

Child Care: The care or supervision of a child when the child's parent has given the child's care over to another for some portion of a 24-hour-day as a supplement to the parent's primary care of the child. (OCC)

Child Care Center: Child care provided in a facility that, for part or all of the day, provides care to children in the absence of the parent. Centers are licensed by the Office of Child Care.

Child Care Subsidy Program (formerly POC): Provides financial assistance to eligible families in securing care for their children in registered family child care homes or licensed child care centers while parents/guardians are attending school, working, or in job training.

Children with Special Needs: Children who, because of a disability or other special educational, developmental, physical, emotional, behavioral, or medical condition, require additional care, or whose activities are restricted by a certain condition. (OCC)

Current Median Family Income: Current median family income is the value presented in the Economic Development Intelligence System, (EDIS) 2nd Quarter 2011 report.

Current Population Estimates: Current population estimates are based on GeoLytics, Inc. Reports.

Educational Attainment: The highest level of school completed or the highest degree received. Educational attainment figures were used for persons over 25 years of age. (U.S. Bureau of the Census)

Employer-Sponsored Centers: A child care center located on-site or off-site which is sponsored by a corporation, business, or other employer. Employees are given priority for enrollment slots.

Family Child Care: The care given to a child younger than 13 years old or to a developmentally disabled person younger than 21 years old, in place of parental care for less than 24 hours a day, in a residence other than the child's residence and for which the provider is paid. Regulations allow a family child care provider to care for as many as eight children at any time. (OCC)

Family Household Income: Family includes a householder and one or more persons living in the same household who are related to the householder by birth, marriage, or adoption. A household can contain only one family for purposes of census tabulations. Information on money income received in the calendar year 1999 was requested from persons 15 years and over. (U.S. Bureau of the Census)

Head Start: Project Head Start provides comprehensive developmental services for children from low-income families. Head Start is comprised of four components including Education, Health, Parent Involvement, and Social Services. Head Start Centers serve children from age 3 to school entry age from income eligible families.

Infant/Toddler: In the State of Maryland, "infant" means a child under 18 months old. "Toddler" means a child 18 months old or older but younger than 2 years old. (OCC) MFN reports "infant" as a child birth through 23 months of age.

Kindergarten: An instructional program for children who are 5 years old by September 1st of each academic year. Programs may be operated by a private or public school. Kindergarten is the year of school which precedes entrance to first grade.

The National Child Care Survey 1990: (NCCS) contains information on demand and parental preferences for care based on a nationally representative sample of families with children younger than age 13. The NCCS examined the type of care and education (excluding formal schooling) that parents use to supplement their own care of children. Employed mothers were surveyed regarding the primary supplemental care arrangements used for the most hours per week by their youngest child excluding school or kindergarten attendance.

Definitions

The results indicate that 66% of the employed mothers surveyed used no supplemental care, or utilized care by relatives, by caregivers in the child's own home, or other arrangements. Family child care homes or child care centers were used as the primary supplemental care arrangement by the remaining 34%. The mother's utilization of out-of-home care varied with the age of the child, with 42% of children under 3 years of age, 60% of children ages 3-4 years, and 21% of children 5-12 years placed in these settings for supplemental care.

Nursery Schools: An instructional program approved or exempted by the Maryland State Department of Education for children who are two through four years old. The maximum length of the program is 6 hours per day, however most operate only a few hours per day and may meet only two or three times per week for a nine month period.

Owner Costs with Mortgage (Selected Monthly): The sum of payments for mortgages, deeds of trust, contracts to purchase, or similar debts on the property; real estate taxes; fire hazard, and flood insurance on the property; utilities; and fuels. It also includes, where appropriate, the monthly condominium fees or mobile home costs. A housing unit is owner-occupied if the owner or co-owner lives in the unit even if it is mortgaged or not fully paid for. (U.S. Bureau of the Census)

Part Day: A program regulated by OCC with an educational focus for children one or two years before entering kindergarten. These programs are usually 2-3 hrs/day, 2-3 days/week, nine months/year.

Pre-Kindergarten: These are publicly funded pre-kindergarten programs for eligible 4-year-old children administered by local boards of education or qualified vendors. The programs have the overall goal of providing learning experiences to help children develop and maintain school readiness skills necessary for successful school performance. Local school systems shall enroll all 4-year-old applicants from economically disadvantaged or homeless families.

Poverty Level: The poverty guideline for a family of four persons was \$22,350 in 2011. (U.S. Department of Health and Human Services, JAN 2011)

Renter Occupied Gross Monthly Rent: Monthly contract rent plus the estimated average monthly cost of utilities and fuels, if these are paid by the renter. All occupied housing units which are not owner-occupied, whether they are rented for cash rent or occupied without payment of cash rent, are classified as renter-occupied. (U.S. Bureau of the Census)

Unemployment Rate: Civilians 16 years old and over are classified unemployed if they (1) were neither "at work" nor "with a job but not at work" during the reference week, and (2) were looking for work during the last four weeks, and (3) were available to accept a job. Also included were civilians who did not work at all during the reference week and were waiting to be called back to a job from which they had been laid off. (U.S. Bureau of the Census)

Youth Camps (Licensed): A day camp, residential camp, travel camp, or trip camp licensed by the Department of Health and Mental Hygiene.

The Maryland Child Care Resource Network is a public/private partnership designed to expand and improve child care delivery in Maryland. Maryland Family Network manages the Network and operates as its Statewide Coordinating Entity. Funding for this publication was made available by Maryland Family Network, the Maryland State Department of Education, and Maryland's business community.

For more information regarding the Child Care Demographic Reports, contact:

Maryland Family Network

1001 Eastern Avenue, 2nd Floor

Baltimore, Maryland 21202

410.659.7701

tel 410.659.7701 fax 410.783.0814

www.marylandfamilynetwork.org

This publication was produced as a work for hire for the benefit of, and with funds from, the Maryland State Department of Education.

©2012 Maryland State Department of Education

©2012 Maryland Family Network



MARYLAND
FAMILY
NETWORK

